




# A Guide to Administering Eye Drops

## Using the HYLO<sup>®</sup> COMOD bottle

### INSTRUCTIONS FOR USE



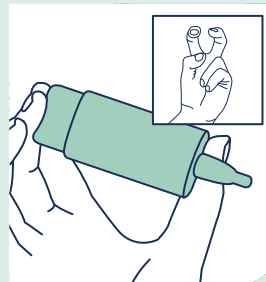
1. Always **wash your hands** before use.



2. Remove the protective cap from the top of the bottle. **Do not discard** the cap as you will need to replace it after use.



3. The bottle must be primed **before first use only**. To do this, invert the bottle and pump the base 6-10 times until the first drop appears. The system is now ready for use.



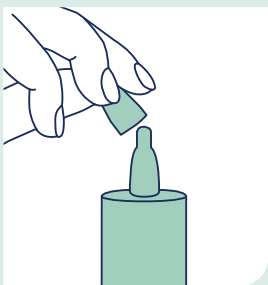
4. Form the **COMOD grip** by placing two fingers on the base of the bottle and your thumb on the shoulder\*.



5. For optimal control and accuracy, make a base with one hand to support the hand holding the bottle. **Pull down your lower eyelid** using your support hand.



6. **Tilt your head back** and press on the base of the bottle to release the prescribed number of drops\*\*. Take care not to touch the tip of the bottle against your eye or eyelid margins.



7. Replace the cap on top of the bottle after use.

\*The ComplEye is an additional device available on prescription to assist those with manual dexterity issues due to weak hands or arthritis; ensuring convenience and independence.

\*\*More than one drop may be required per eye depending on the severity of dry eye disease. It is important to use the eye drops as prescribed by a healthcare professional